

Ladda ner och installera AutoCAD på din egen dator GRATIS.

En snabbguide.

2020. Ulf Liljankoski.

OBS!

Detta är en snabbt ihopknåpad guide för installation av AutoCAD 2021 med studentlicens (gratis) på egen dator.

Guiden kan innehålla brister. Googel hjälper till vid problem. 😊
Jag kan även bistå med hjälp delvis, men jag är dock inte någon datatekniker så det finns gränser.

Detta är enbart en guide till installation av AutoCAD. Guiden kommer att byggas på med en lathund som beskriver grundfunktioner i AutoCAD.

Mvh / Ulf

Ladda ner och installera AutoCAD på din egen dator.

Detta är en snabbguide i hur du skapar ett studentkonto hos Autodesk, vilket möjliggör att du kan ladda ner och installera ner en gratisversion av AutoCAD 2021 på din egen dator.

Använder du skolans datorer kan du antagligen inte installera detta själv, utan det bär redan finnas på datorerna.

Skapa ett studentkonto hos Autodesk

Har du inte tillgång till AutoCAD via skolans datorer kan du ladda ner en AutoCAD via

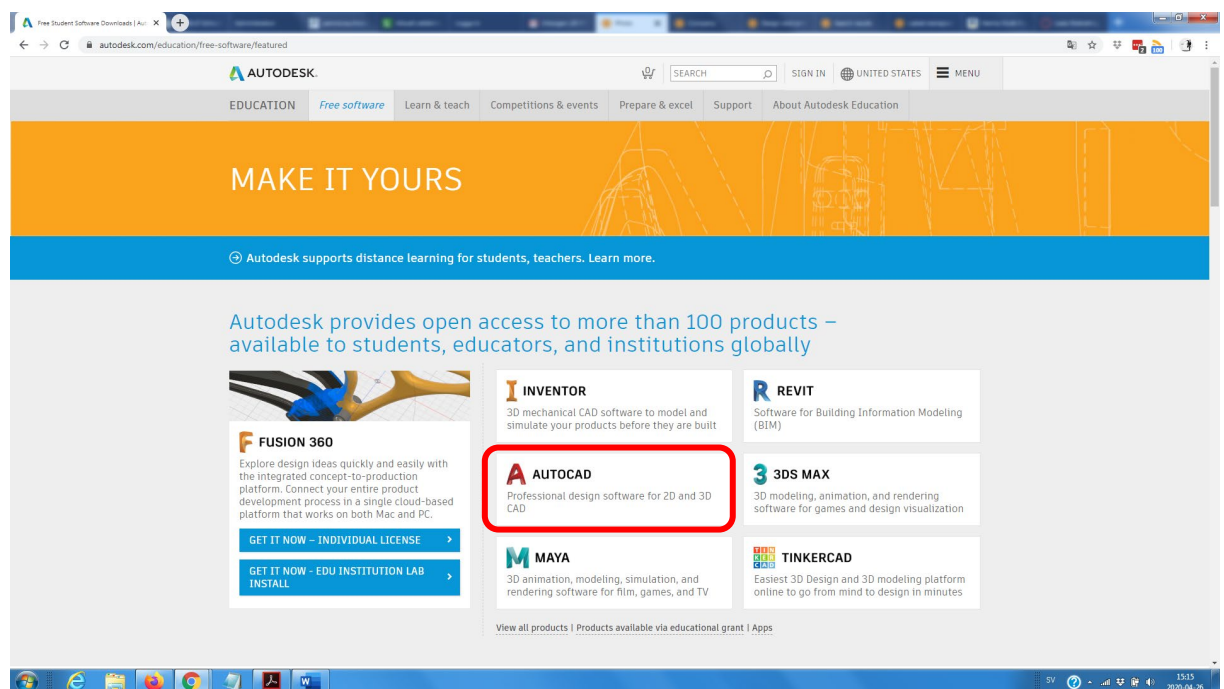
<https://www.autodesk.com/education/free-software/featured> och använda dig av en studentlicens.

1. Följ länken nedan och klicka på AutoCAD.

Du skapar ditt studentkonto här:

Länk: <https://www.autodesk.com/education/free-software/featured> ->

<https://www.autodesk.com/education/free-software/autocad>



2. Skapa ett konto

Du kommer nu till en sida där du ombed att skapa ett nytt konto, om du inte redan har ett. I denna guide visas hur du skapar ett nytt konto.

Klicka på "Create account" och följ sedan stegen där du registrerar din information.

Free Software for Students & Educators

autodesk.com/education/free-software/autocad

AUTODESK

EDUCATION Free software Learn & teach Competitions & events Prepare & excel Support About Autodesk Education

AUTOCAD

A **AutoCAD**
Architects, engineers, and designers rely on Autodesk® AutoCAD® to work smarter. With AutoCAD, you get access to seamless workflows, specialized industry toolsets, and new automations to help you achieve the ultimate productivity in 2D and 3D design. Get powerhouse performance, visualize Xref changes, enhanced Blocks capabilities, and version control to take your designs to the next level. Built for the way you work. Built for the future.

System Requirements
Note: AutoCAD for Mac and Mac OS x 10.13 (High Sierra) compatibility is also available.
[Get AutoCAD for Mac](#)

I have an account **SIGN IN**

I need an account **CREATE ACCOUNT**

Not a student or educator? [Get the free trial](#)

Sign In or create an account above to get started

Choose your version
Operating system
Language

- + You are receiving a 1-year Educational license [See more](#)
- + Installation restrictions apply [See more](#)
- + Installation includes the Autodesk Genuine Service [See more](#)

accounts.autodesk.com/register?viewmode=iframe&lang=en&uiType=education&realm=www.autodesk.com&ctx=edu&AuthKey=763c65d8-d87-4746-b279-93cbb557ce08&ReturnUrl=%2Fauthorize%3Fviewmode%3Diframe%26lang%3Den%26...

Get education benefits

Autodesk offers free software to eligible students, educators and institutions. Be prepared to provide proof of enrollment or employment at a **Qualified Educational Institution**.

Country, Territory, or Region of educational institution
Sweden

Educational Role
Student

Institution Type
University/Post-Secondary

Date of Birth
January 1 1980

NEXT

ALREADY HAVE AN ACCOUNT? [SIGN IN](#)

Your account for everything Autodesk
[LEARN MORE](#)

Get education benefits



Autodesk offers free software to eligible students, educators and institutions. Be prepared to provide proof of enrolment or employment at a **Qualified Educational Institution**.

Country, Territory, or Region of educational institution

Educational role

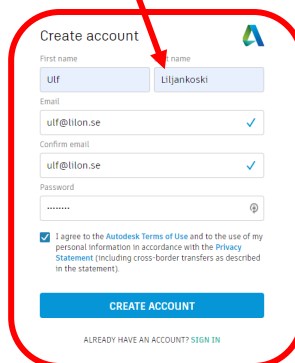
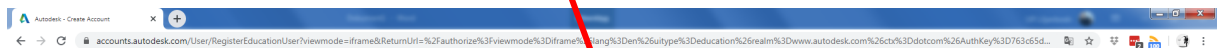
[WHAT'S THIS ?](#)

Institution Type

Date of Birth

ALREADY HAVE AN ACCOUNT? [SIGN IN](#)



To learn more about our [EDUCATION SPECIAL TERMS](#) and information about the US Family Education Rights and Privacy Act (FERPA), click [HERE](#)

Your account for everything Autodesk
[LEARN MORE](#)



Create account



First name

Ulf

Last name

Liljankoski

Email

ulf@lilon.se



Confirm email

ulf@lilon.se



Password

.....



- I agree to the [Autodesk Terms of Use](#) and to the use of my personal information in accordance with the [Privacy Statement](#) (including cross-border transfers as described in the statement).

CREATE ACCOUNT

ALREADY HAVE AN ACCOUNT? [SIGN IN](#)

To learn more about our [EDUCATION SPECIAL TERMS](#) and information about the US Family Education Rights and Privacy Act (FERPA), click [HERE](#)

Verification required

Check your inbox and follow the link in the email to verify your account for:

ulf@lilon.se



DIDN'T GET AN EMAIL? [RESEND](#)

OR ALREADY VERIFIED? [CONTINUE](#)


Trouble with verification?
[SHOW HELP OPTIONS](#)

Öppna din e-postklient och verifiera ditt konto.

Verify your Autodesk account > [Inskorgen x](#)

Autodesk <noreply@autodesk.com>
till ulf - 15:25 (för 0 minuter sedan) ☆ ↶ ⋮

engelska > svenska > Översätt meddelande [Inaktivera för: engelska x](#)



Your account for everything Autodesk

Hi,

Please complete your Autodesk account (ulf@lilon.se) by confirming your email address.

[VERIFY EMAIL](#)

If the link above doesn't work, copy and paste this URL in your browser:
<https://accounts.autodesk.com/443/user/verifyemail/db8e1d48c170cb9bae64208f135b6416b6b2beb7u1tyoe-education>

© 2020 Autodesk, Inc. All rights reserved.
Autodesk, Inc 111 Morris Parkway San Rafael, CA 94903

ina externa konton. [Information](#) [Stäng](#) x

Klicka på "Done".

Account verified

This single account gives you access to all your Autodesk products



- Thank you for your interest in Autodesk. Check this box to receive electronic messages (including marketing e-mails at the address you provided) from Autodesk, including on emerging trends, events, solutions and exclusive opportunities. Autodesk will personalize the content we send you based on how you interact with our messages. You are in control. [Manage](#) your preference or [unsubscribe](#) at anytime. View Autodesk's [contact information](#) and [privacy statement](#).

DONE

Fyll i dina studie- och högskole/universitetsuppgifter och klicka på "Next".

Just one more step



Tell us about your educational institution and how you plan to use your free software.

Name of educational institution

Fyll i högskola/universitet

Area of study

- Architecture, Engineering & Construction
- Media & Entertainment
- Product Design & Manufacturing
- Others

Enrolled from

August

2019

Graduate in

June

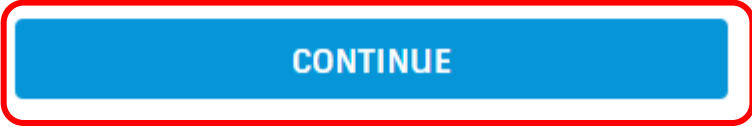
2021

NEXT

Klicka på "Continue".

Account set

Your account is now updated to access the Autodesk education community



Du är nu inloggad på ditt konto. Välj version i och ange uppgifter i rutorna nedan.

A screenshot of a web browser displaying the Autodesk website. The page title is "AutoCAD". Below the title, there is a paragraph of text describing the software. Underneath, there are three dropdown menus labeled "Version", "Operating system", and "Language". These three dropdown menus are enclosed in a red rectangular box. Below the dropdowns, there are several links and text items, such as "You are receiving a 1-year Educational license" and "Installation restrictions apply". The browser's address bar shows "autodesk.com/education/free-software/autocad". The Windows taskbar is visible at the bottom of the screen.



EDUCATION

Free software

Learn & teach

Competitions & eve

AutoCAD 2021

Windows 64-bit

English

Serial number: 901-60109277

Product key: 001M1

Files size: 3.79 GB

Authorized usage: Install on up to 2 personal devices

An email containing the license information has been sent to you. If you do not see the email in your inbox, please check your SPAM or JUNK folder.

For other ways to find your license information see ["Find Serial Numbers & Product Keys for Educational Licenses"](#).

+ You are receiving a 1-year Educational license [See more](#)

+ Installation restrictions apply [See more](#)

+ Installation includes the Autodesk Genuine Service [See more](#)

+ Managing licenses for multiple campuses [See more](#)

+ Additional steps required for educational institutions [See more](#)

INSTALL NOW



Klicka på "Install now".



EDUCATION

Free software

Learn & teach

Competitions & eve

AutoCAD 2021 ✓

Windows 64-bit ✓

English ✓

Serial number: 901-60109277

Product key: 001M1

Files size: 3.79 GB

Authorized usage: Install on up to 2 personal devices

▲ An email containing the license information has been sent to you. If you do not see the email in your inbox, please check your SPAM or JUNK folder.

For other ways to find your license information see ["Find Serial Numbers & Product Keys for Educational Licenses"](#).

+ You are receiving a 1-year Educational license [See more](#)

+ Installation restrictions apply [See more](#)

+ Installation includes the Autodesk Genuine Service [See more](#)

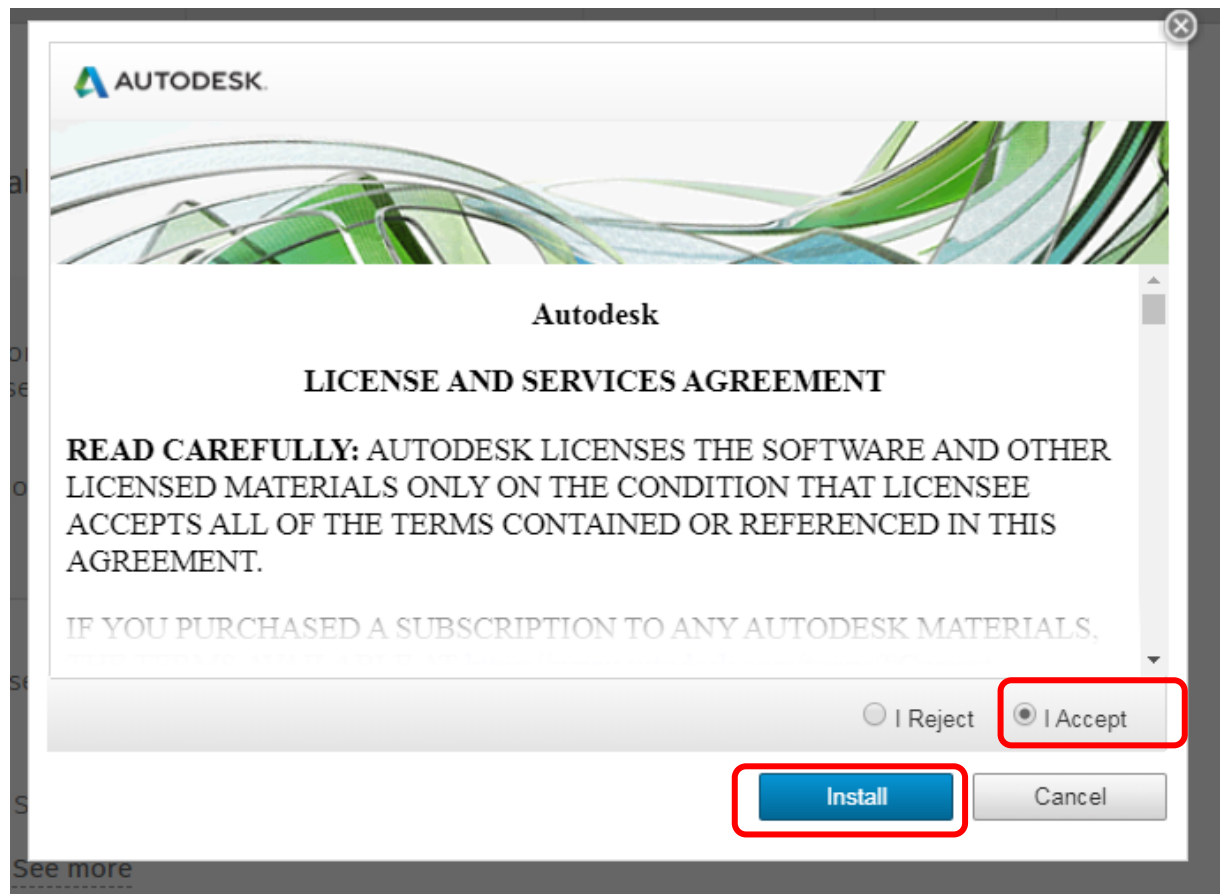
+ Managing licenses for multiple campuses [See more](#)

+ Additional steps required for educational institutions [See more](#)

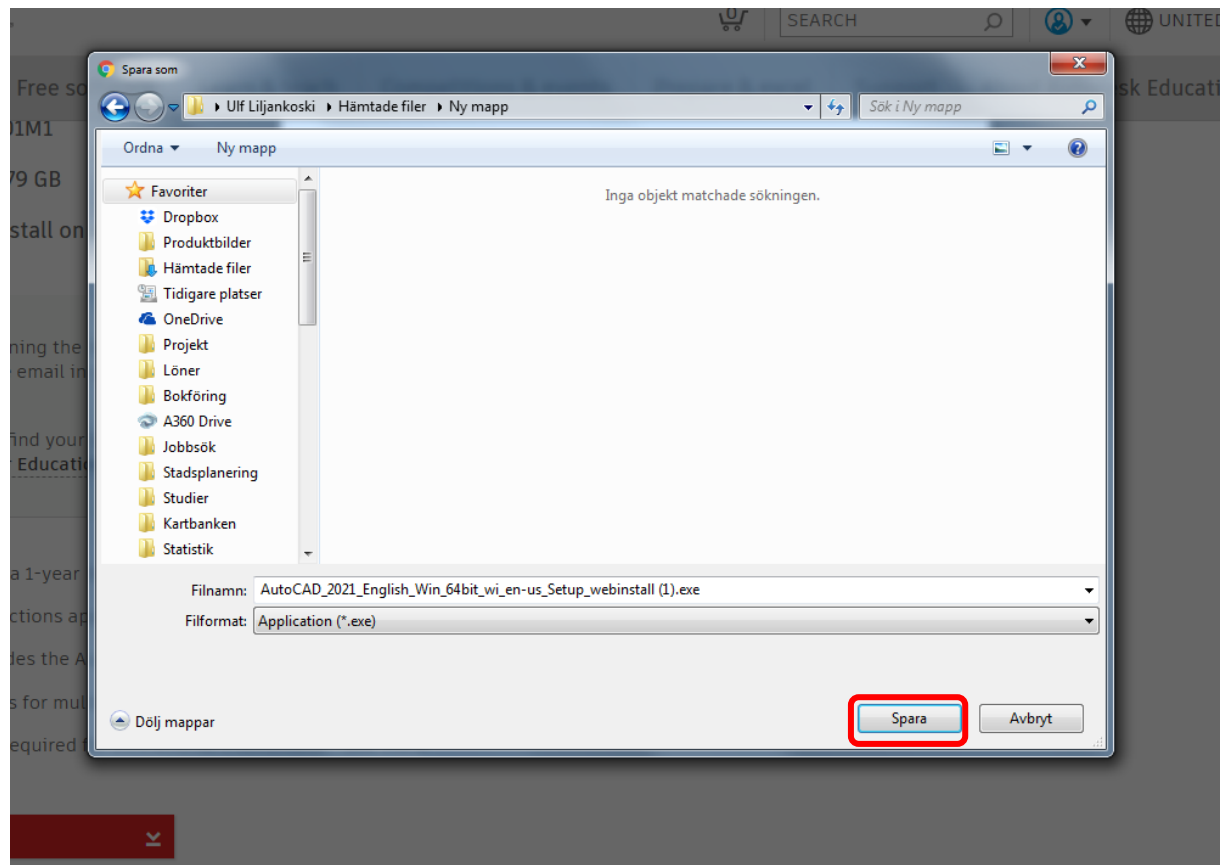
INSTALL NOW



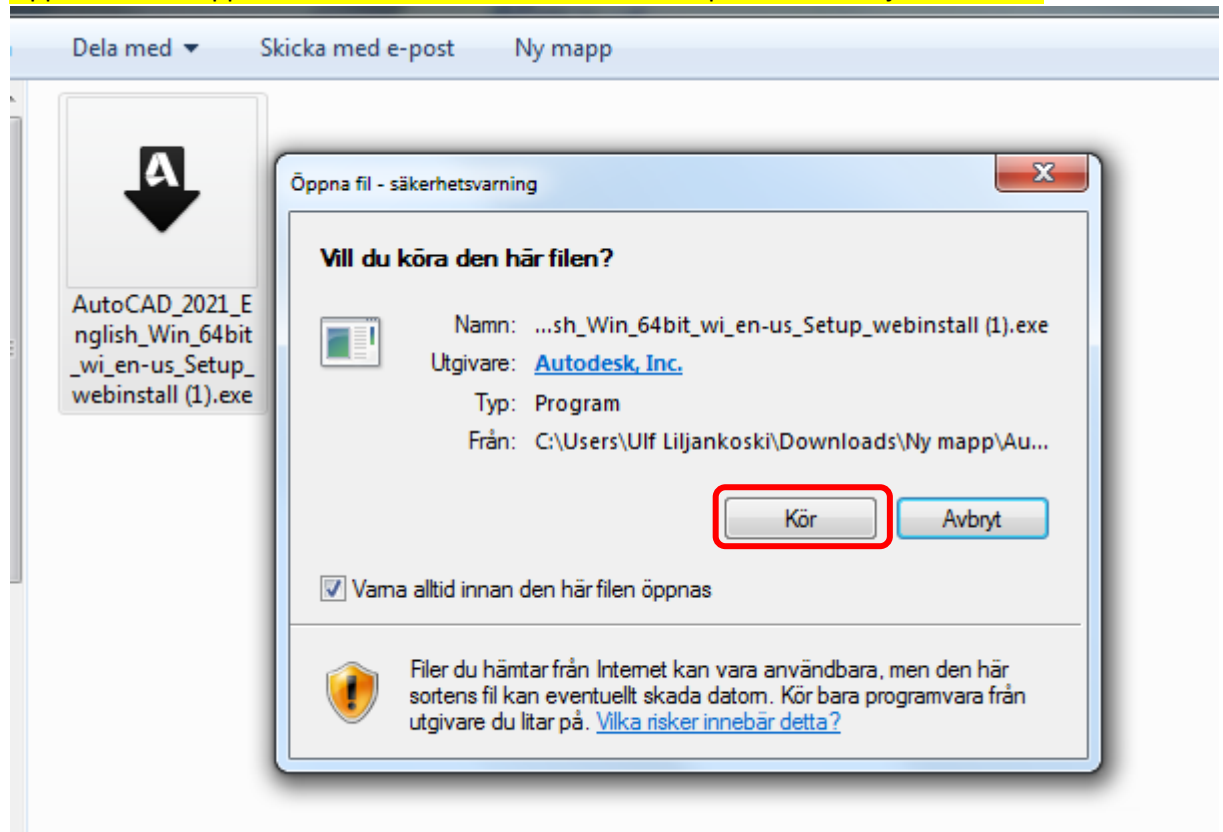
Följande "pop up"-fönster öppnas. Bocka i "I Accept" och klicka på "Install".



När du klickat på "Install" ombesöks du välja var du lägger installationsfilen på din dator. Lägg den på en lämplig plats där du lätt hittar den. Välj "Spara".



Öppna sedan mappen med installationsfilen. Dubbelklicka på filen och välj sedan "Kör"



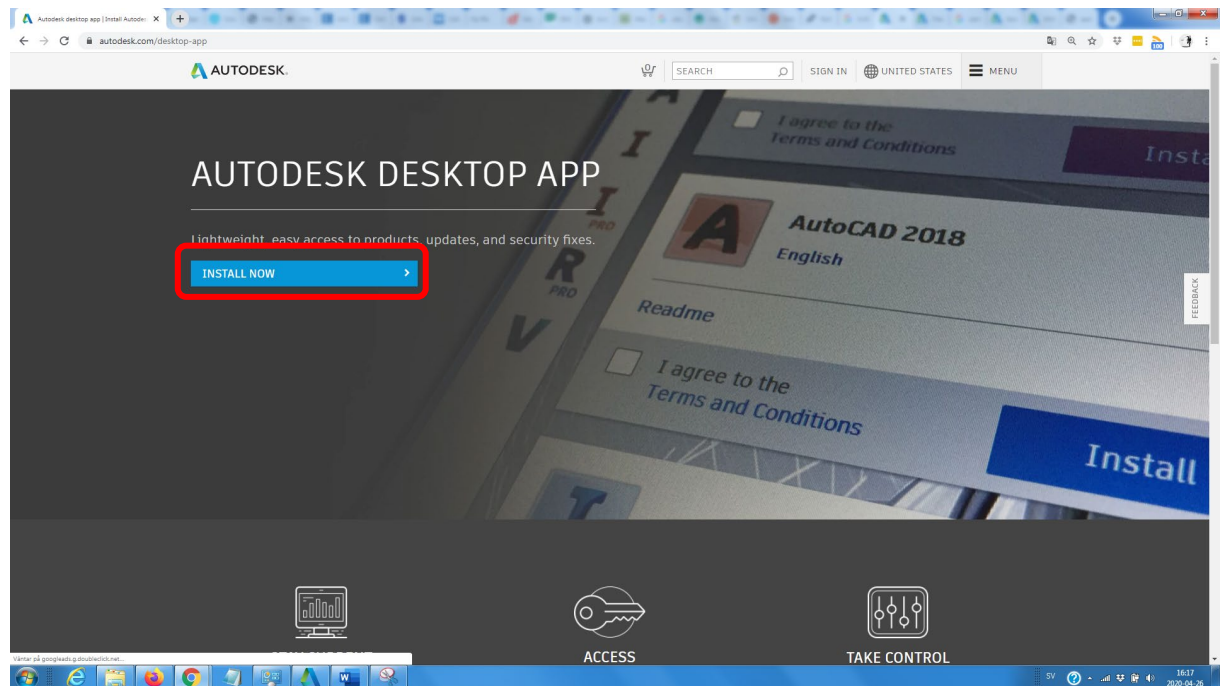
OBS! Funkar inte detta steg (det kan hända att du får meddelandet "Something is preventing")

the software from downloading. Please contact your system administrator.”), testa i sådant fall att installera med hjälp av Autodesk Desktop App.

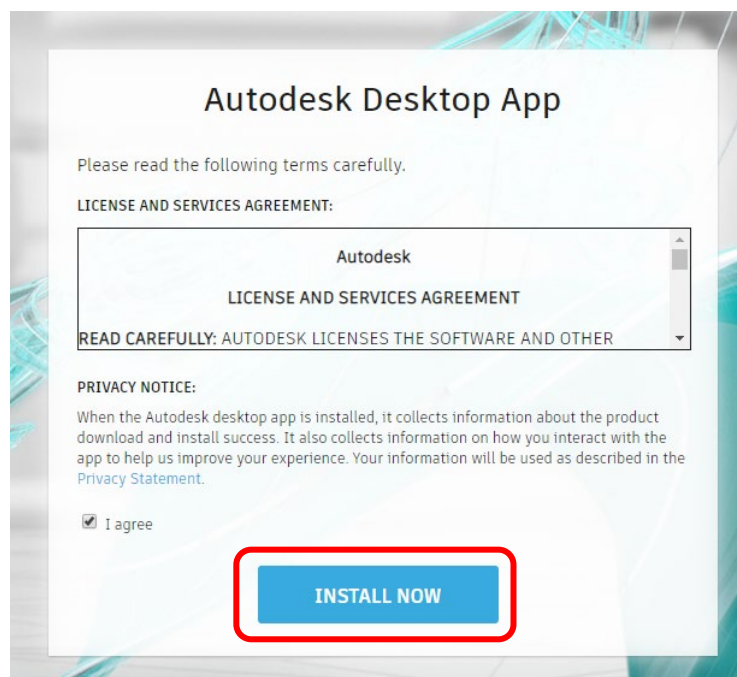
Du hittar Autodesk Desktop App här:

<https://www.autodesk.com/desktop-app>

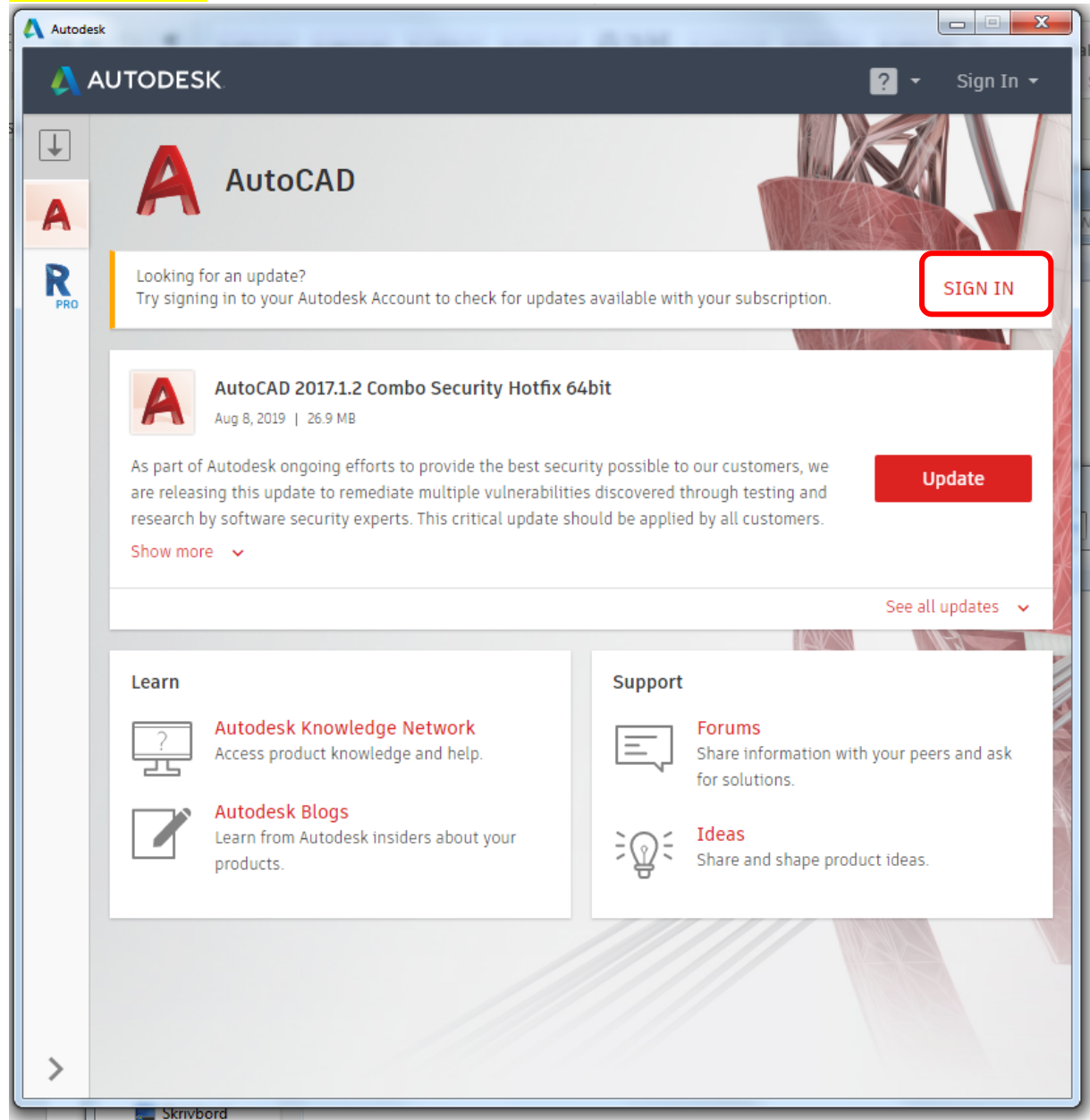
Klicka på ”Install now”.



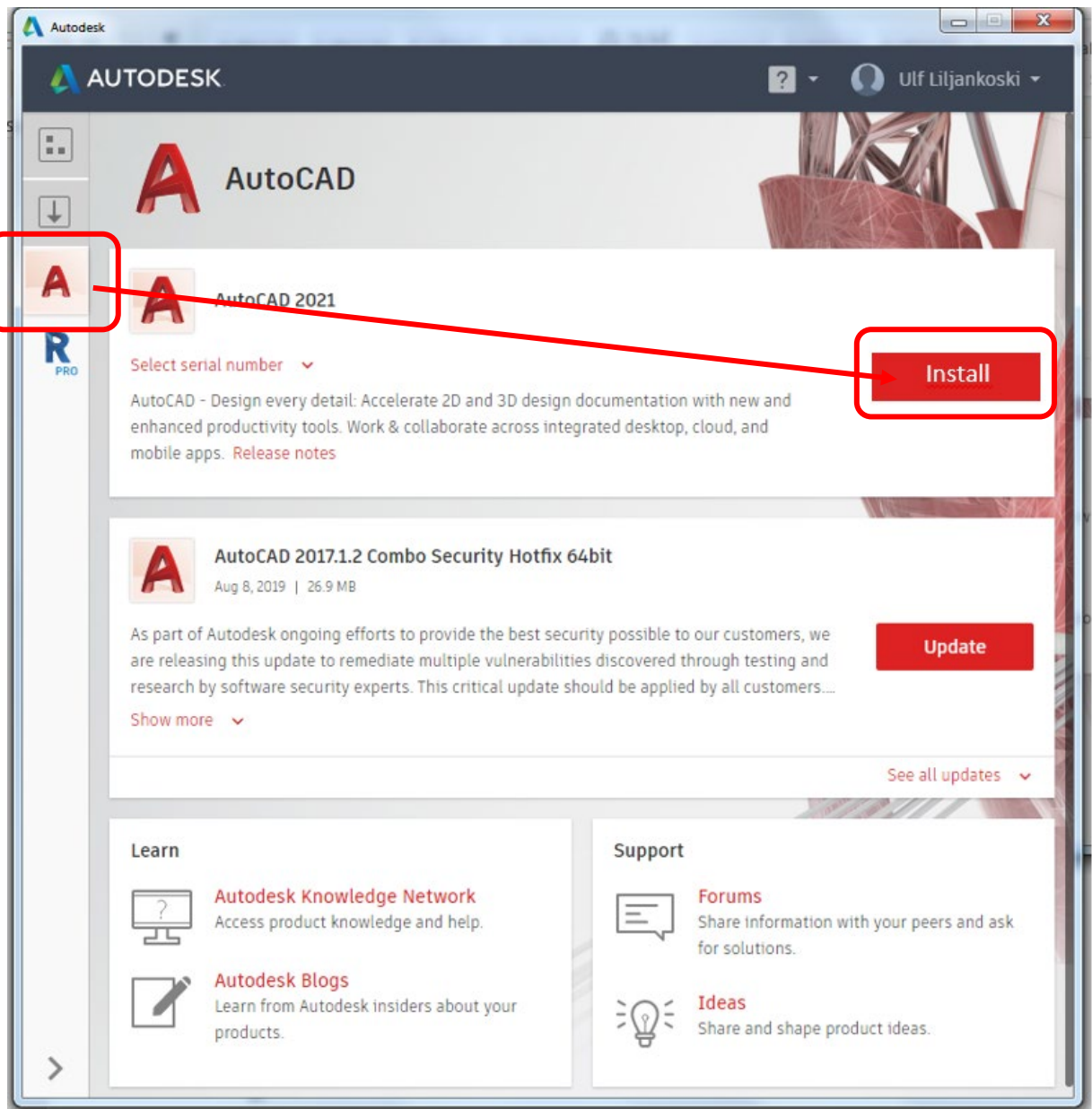
Nästa ruta öppnar sig. Klicka på ”Install now”.



När Autodesk Desktop App är installerad startar du appen och loggar in på det studentkonto som du nyligen skapade.
Klicka på "Sign in".



Välj AutoCAD i vänster meny, och klicka på "Install" till höger.



När installationen är klar kommer du antagligen att behöva starta om datorn.

Tada! Du bör nu kunna starta AutoCAD 2021 på din dator.